



このセミアニュアルレポートは、ベジタブルオイルインキを用いています。
This semiannual report is printed with vegetable oil ink.



Semiannual Report 2016

For the 6 months ended April 30,

株式会社 **力十**

本社
〒060-0041 札幌市中央区大通東3丁目1番地19
営業統括本部
〒105-0012 東京都港区芝大門1丁目7番地7

kanamoto co., ltd.

Head Office
1-19, Odori Higashi 3-chome Chuo-ku, Sapporo, Hokkaido 060-0041 Japan

Business Coordination Headquarters
1-7-7, Shiba Daimon, Minato-ku, Tokyo 105-0012 Japan

<http://www.kanamoto.co.jp>

kanamoto co., ltd.

ミッションステートメント

カナモトは日本経済の発展とともに成長しながら、インフラ整備と数々の災害復旧に全力で取り組んでまいりました。東日本大震災そして熊本地震という未曾有の災害に対し、これまでの経験を生かして復興支援に尽力することが私たちの使命であると考えています。また、日本各地に再整備を必要とするインフラがあり、当社グループは総力を結集して日本の安全・安心の確保に取り組む所存です。

そして私たちには、もうひとつ使命があります。それは成長を続けること。引き続き国内営業基盤の拡充と拡大ならびに海外展開を推進し、自らの可能性を追い求めていきます。

Mission Statement

As it has grown hand in hand with the development of Japan's economy, Kanamoto has devoted its full resources to both infrastructure construction and to restoration efforts in the wake of natural disasters. Following the unprecedented disaster caused by the Great East Japan Earthquake and Kumamoto Earthquake, we have considered it our mission to utilize our past experience to the fullest extent possible as we work together for Japan's restoration and revival. Furthermore, with infrastructure in urgent need of repair or replacement in every region of Japan, Kanamoto will concentrate its full capabilities and work to ensure Japan's safety and peace of mind.

We also have one more mission. That is to maintain our growth. We will continue to pursue overseas development, and seek our own possibilities. As it ardently pushes ahead with each measure, Kanamoto will focus on achieving further growth.

CONTENTS

- 03 **カナモトから皆様へ**
Message from the President
- 04 **連結財務ハイライト**
Consolidated Financial Highlights
- 06 **第52期第2四半期事業報告書**
- 08 **連結財務諸表**
- 10 **Report of Operating Results and Financial Position for the Six Months ended April 30, 2016**
- 12 **Consolidated Financial Statements**
- 16 **トピックス**
Topics
- 17 **役員**
Board of Directors
- 18 **会社概要**
Corporate Data
- 19 **株式情報**
Stock Information

将来見通しの記述について

このレポートに記載されている株式会社カナモトの計画、戦略などのうち、過去の事実以外のものは将来の業績に関する見通しの記述であり、現在入手可能な情報に基づく仮定となっております。

- 本レポートに掲載されている貸借対照表・損益計算書は、現行の日本会計基準を採用しております。
- 百万円未満の数字は切捨表示しています。

Forward-Looking Statements

Statements included as part of the Kanamoto Co., Ltd. plans and strategies described in this report, other than statements of actual past facts, are descriptions of the Company's outlook concerning future operating results and are assumptions based on information currently available.

- The Balance Sheets and Statements of Income presented in this report were prepared according to current generally accepted accounting principles in Japan.
- Throughout this report, amounts of less than ¥1 million are truncated except in the financial statements, where figures of less than ¥1 million are rounded.

ここに2016年10月期第2四半期における株式会社カナモトグループの活動状況をご報告し、あわせて今後の方針を申し述べます。

当期の日本経済は、円安・株高が継続し企業収益も改善され、雇用環境も好転するなど、景気は全般的に穏やかな回復基調をたどりました。

当社グループの主要顧客である建設業界においては、震災復興工事や各地の災害対策工事などが継続推移しました。首都圏での再開案件も増加しており、これらの地域では需要も旺盛でありましたが、他の地域では前年同期のような大幅な補正予算の執行が無かったことから、公共投資は相対的にやや落ち着いた状況となりました。一方では、建設従事者の不足による労務単価の上昇や、資材価格の高騰というマイナス面も顕在化しております。

2020年東京オリンピック・パラリンピック大会やリニア中央新幹線というビッグプロジェクトも動き出しました。短期間での集中的投資が予想され、建設機械レンタルの果たさなければならない役割も従前以上になると考えられますので、需要に即応した体制を確立してまいります。

当社グループは、中期経営計画「BULL53」(平成26年度～平成28年度)の諸施策に基づき、重点目標の進捗を図りつつ将来へ向けた企業体質強化と財務基盤改善に努めます。

中長期的な成長エンジンとして位置づけている海外事業につきましては、中国本土・香港・シンガポール・インドネシア・ベトナム・タイ・フィリピンの7か所に現地法人や合併会社を開設済みであり、将来に向けた収益機会確保のための事業施策を積極的に推進しています。

株主の皆様におかれましては、当社へ従前変わらないご支援を賜りますようお願い申し上げます。

株式会社カナモト
代表取締役社長

金本 寛中

I am pleased to have this opportunity to report on the activities of Kanamoto and the Kanamoto Group during the first half of the Business Period ending October 31, 2016 and discuss our policies for the future.

During Kanamoto's interim period, Japan's economy overall traced a modest recovery trend as the weak yen and rising stock prices continued, corporate earnings improved and even the employment environment brightened.

In the construction industry that is the Kanamoto Group's main customer, earthquake restoration works and disaster countermeasure works in various regions were continued. While redevelopment projects in the Tokyo metropolitan area also increased, and demand in this region was vigorous as well, in other parts of Japan the pace of spending on public works projects on the whole eased somewhat because the government opted to not enact a large supplementary budget like the one implemented in the same period of the previous fiscal year. On the other hand, negative aspects in the form of higher labor unit costs resulting from a shortage of construction workers and a sharp rise in the cost of raw materials also were manifest. Work has also begun on two major projects, the 2020 Olympics and Paralympic Games to be held in Tokyo and the Linear Shinkansen. Based on the concentrated investment projected over the short term, and our conviction that construction equipment rentals must play an even greater role in the future, we will maintain our organization for responding rapidly to demand.

The Kanamoto Group will continue working to strengthen its business structure and improve its financial position for the future, while making progress on critical objectives based on the various measures in its Medium-term Management Plan BULL53 (FY2014 - FY2016).

In our overseas operations, which we have positioned as an engine for medium to long-term growth, we have completed the opening of overseas affiliates and joint venture companies in mainland China, Hong Kong, Singapore, Indonesia, Vietnam, Thailand and the Philippines, and will actively promote business measures to secure earnings opportunities for the future.

We look forward to continuing to receive your unwavering support and encouragement for the Kanamoto Group in the future.



Kanchu Kanamoto,
President and Chief Executive Officer

K. Kanamoto

		百万円 Millions of yen		千ドル Thousands of U.S. dollars (Note)
		April 30, 2015	April 30, 2016	April 30, 2016
連結経営成績	Consolidated operating results			
売上高	Net sales	¥ 68,307	¥ 68,642	\$ 625,444
営業利益	Operating income	10,652	8,605	78,405
経常利益	Ordinary income	10,655	8,246	75,140
親会社株主に帰属する四半期純利益	Profit attributable to owners of parent	6,528	4,967	45,262
四半期包括利益	Comprehensive income	7,283	5,178	47,188
連結財政状態	Consolidated financial position			
総資産	Total assets	201,700	222,821	2,030,265
純資産	Net assets	72,062	78,313	713,562
自己資本比率	Equity ratio	34.5%	33.1%	33.1%
連結キャッシュ・フローの状況	Consolidated cash flows			
営業活動によるキャッシュ・フロー	Net cash provided by (used in) operating activities	17,596	16,666	151,856
投資活動によるキャッシュ・フロー	Net cash provided by (used in) investing activities	-1,842	-7,173	-65,364
財務活動によるキャッシュ・フロー	Net cash provided by (used in) financing activities	-12,051	-9,200	-83,835
現金及び現金同等物の四半期末残高	Cash and cash equivalents at end of period	35,692	36,469	332,294

	1株当たり情報 Information per share of common stock	円 Yen		ドル U.S. dollars (Note)
		April 30, 2015	April 30, 2016	April 30, 2016
四半期純利益	Basic earnings per share	¥ 181.14	¥ 140.57	\$ 1.28
第2四半期末配当金	Dividends per share	15.00	15.00	0.13

*表示されている米ドル金額は、2016年4月28日現在のおおよその実勢為替レート1ドル=109.75円により換算しています。
Note: U.S. dollar amounts have been converted from yen for convenience only, at the rate ¥109.75=US \$1, the approximate exchange rate on April 28, 2016.

財務トピックス

売上高

中期経営計画(平成26年度~平成28年度)の諸施策に基づく重点項目の推進に努め、官民の需要が集中する首都圏等に拠点を拡充するとともに、九州地区最大手のレンタル会社である(株)ニシケンを子会社化するなど、国内営業基盤の拡充と拡大に努めた結果、微増ながら前期を上回る事ができました。

利益面

営業基盤の拡充、拡大に向けた地域戦略推進のために継続的にレンタル用資産への投資を実施しており、そのための減価償却費の負担増加の影響などから、営業利益、経常利益、親会社株主に帰属する四半期純利益はいずれも減益となりました。

Financial Topics

Net Sales

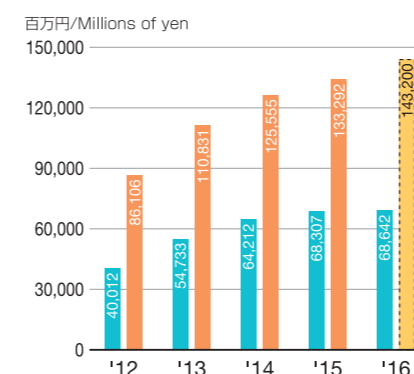
As a result of pushing ahead with key initiatives based on the various measures in its Medium-term Management Plan (fiscal 2014 - fiscal 2016), taking steps to improve and expand its domestic base of operations, including enhancing its branches in the Tokyo metropolitan area and other locations where public and private sector demand is concentrated, and converting Nishiken Co., Ltd., the largest construction equipment rental firm in the Kyushu Region, into a subsidiary, Kanamoto was able to marginally exceed net sales in the same period of the prior fiscal year.

Earnings

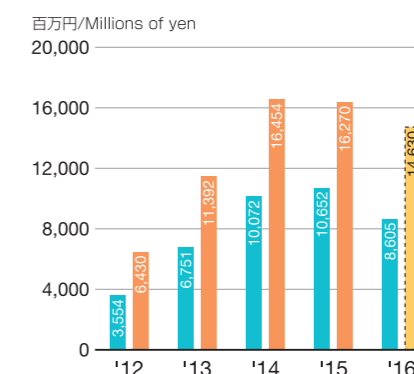
Operating income, ordinary income, and profit attributable to owners of the parent were all lower than in the same period one year earlier, reflecting factors such as investments in rental equipment the Company continues to undertake in order to pursue its regional strategy aimed at enhancing and expanding its base of operations, and the concomitant increase in the burden for depreciation and amortization.

■ 第2四半期(中間)/Interim period ■ 通期/Full year ■ 予想値/Projected

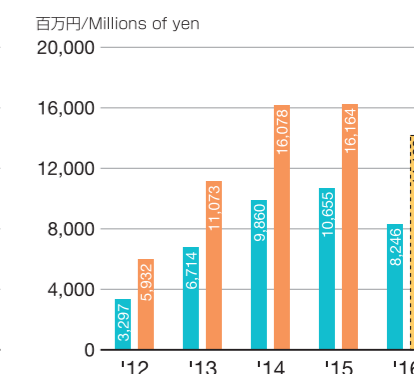
売上高 Net Sales



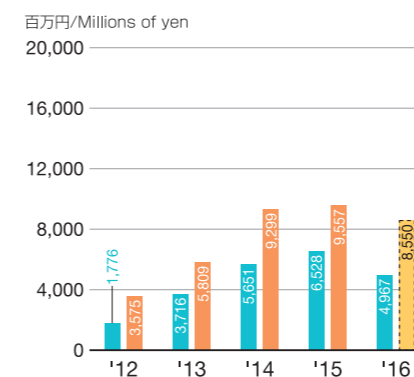
営業利益 Operating Income



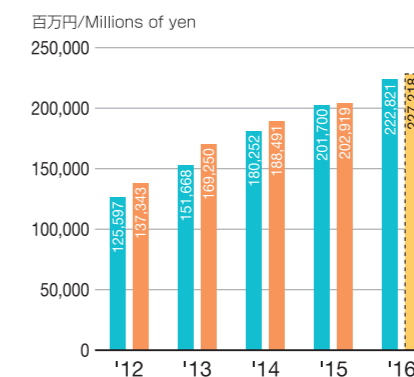
経常利益 Ordinary Income



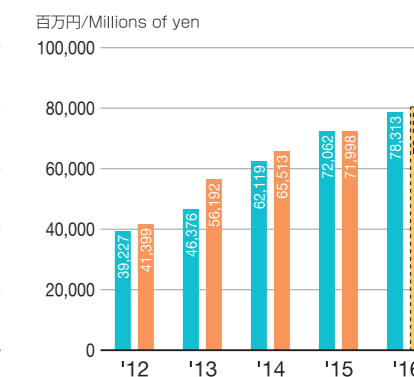
親会社株主に帰属する四半期純利益 Profit Attributable to Owners of Parent



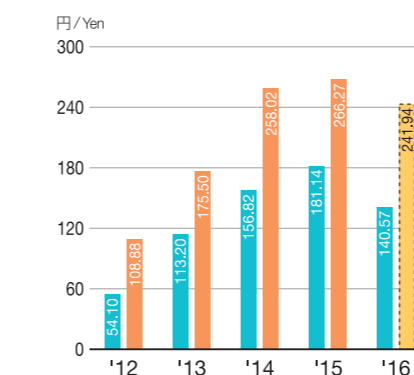
総資産 Total Assets



純資産 Net Assets

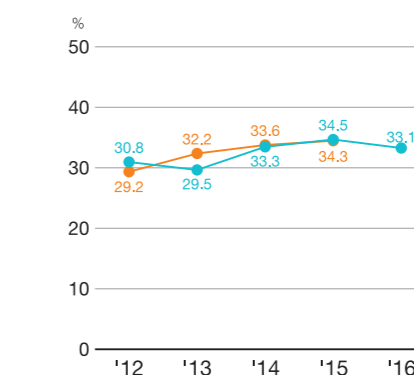


1株当たり四半期(当期)純利益 Basic Earnings per share



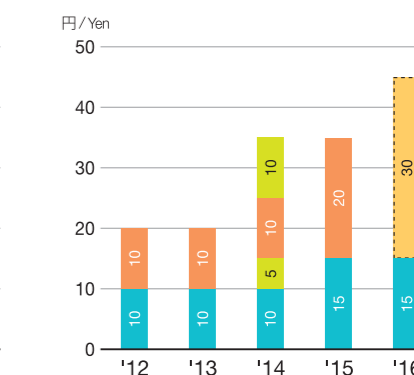
自己資本比率 Equity Ratio

自己資本比率=自己資本÷総資産
Equity Ratio = Equity ÷ Total Assets



1株当たり配当 Dividend per Share

■ = 記念配当 / Commemorative dividend



【経営環境】

当第2四半期連結累計期間のわが国経済は、これまでの経済政策や金融政策の継続により、景気は穏やかな回復基調で推移しました。しかしながら、新興国や資源国の景気減速と円高傾向により輸出産業などで企業収益が減退するなど、引き続き留意が必要な状況となっております。

【第2四半期の連結業績】

当社グループが関連する建設業界におきましては、民間建設投資は概ね堅調に推移しました。一方で災害復興や東京五輪等における建設需要は引き続き期待できるものの、地方におけるインフラ整備などは総体的に先送りの傾向が続くものと予想されるなど、経営環境は依然として厳しい状況が続いております。

このような状況のなか、当社グループは中期経営計画(平成26年度~平成28年度)の諸施策に基づく重点項目の推進に努め、官民の需要が集中する首都圏等に拠点を拡充するとともに、平成28年3月に九州地区最大手のレンタル会社である(株)ニシケンを子会社化するなど、国内営業基盤の拡充と拡大に努めました。

その結果、当第2四半期連結累計期間の売上高は686億42百万円(前年同期比0.5%増)となりました。

利益面につきましては、営業基盤拡充、拡大に向けた地域戦略推進のために継続的にレンタル用資産への投資を実施しており、その為の減価償却費の負担増加の影響もあり、営業利益は86億5百万円(同19.2%減)、経常利益は82億46百万円(同22.6%減)、また、親会社株主に帰属する四半期純利益は49億67百万円(同23.9%減)となりました。

なお、当社グループは、熊本県熊本地方で発生した地震による災害復旧活動に対応するため、(株)ニシケンの本社内に九州地区災害対策本部を設置し、グループ企業との連携強

化や各社の経営資源の実効的な配分を行うなど、総力を挙げて現地の復旧支援に努めてまいります。

【セグメント別の業績】

建設関連

当社の主力事業である建設関連におきましては、東北復興や東京五輪に向けたインフラ再整備を中心に、東北や首都圏などの地域では建設需要は底堅く推移しました。しかしながら、その他の地域においては、補正予算の執行が遅れ、さらに工事現場従事者不足も手伝って、公共工事が先送りされており、当期間における建設機械のレンタル需要が想定以上に減少するなど、厳しい事業環境となりました。

なお、中古建機販売につきましては、自社保有のレンタル資産の適正な資産構成を維持するため、期初計画どおりの売却に留めたことから、売上高は前年同期比3.1%減となりました。

以上の結果、建設関連事業の当第2四半期連結累計期間の売上高は643億11百万円(前年同期比0.5%増)、営業利益は82億49百万円(同20.3%減)となりました。

その他

その他の事業につきましては、鉄鋼関連、情報通信関連ともに堅調に推移したことから、売上高は43億30百万円(前年同期比0.8%増)、営業利益は1億53百万円(同28.7%増)となりました。

【事業所数の増減】

当第2四半期連結会計期間における拠点の新設は熊谷営業所(埼玉県熊谷市)と桶川北本営業所(埼玉県北本市)の2拠点でした。なお、拠点の閉鎖はありませんでした。

また、当第2四半期連結会計期間より(株)ニシケンを連結の範囲に含めております。

■連結経営成績

(単位:百万円)	第51期第2四半期	第52期第2四半期
売上高	68,307 (6.4)	68,642 (0.5)
営業利益	10,652 (5.8)	8,605(△19.2)
経常利益	10,655 (8.1)	8,246(△22.6)
親会社株主に帰属する四半期純利益	6,528(15.5)	4,967(△23.9)
1株当たり四半期純利益	181.14円	140.57円

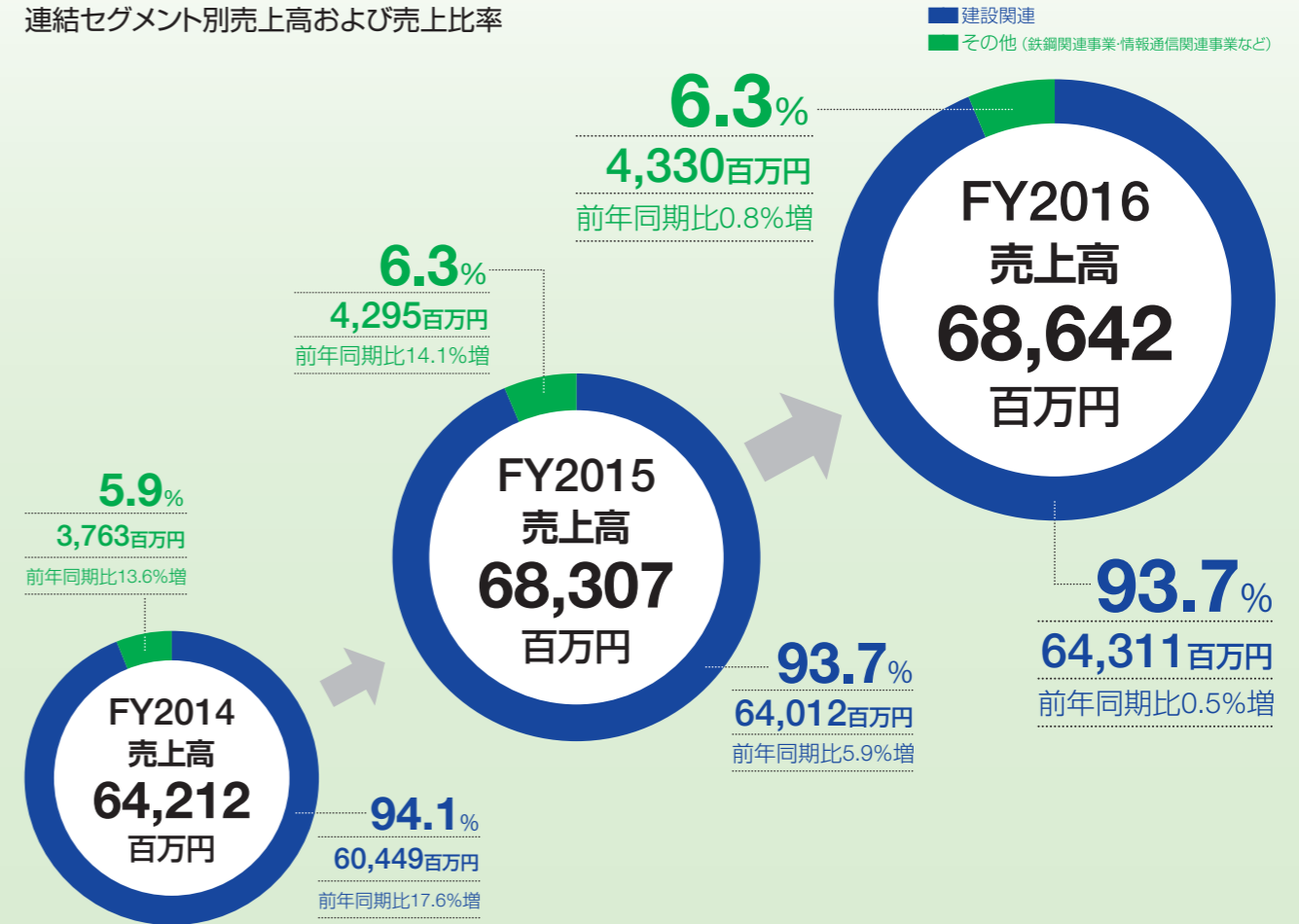
括弧内の数字は前年同期増減率(%)

■連結セグメント別売上高

(単位:百万円)	第51期第2四半期	第52期第2四半期
建設関連	64,012 (5.9)	64,311 (0.5)
その他	4,295 (14.1)	4,330 (0.8)
合計	68,307 (6.4)	68,642 (0.5)

括弧内の数字は前年同期増減率(%)

連結セグメント別売上高および売上比率



第1四半期連結会計期間から以下の科目について表示の変更を行っており、当該表示の変更を反映させるため、前第2四半期連結累計期間については組替えを行っております。

連結貸借対照表	少数株主持分 → 非支配株主持分	連結損益計算書(累計)	少数株主損益調整前四半期純利益 → 四半期純利益
			少数株主利益 → 非支配株主に帰属する四半期純利益
			四半期純利益 → 親会社株主に帰属する四半期純利益
連結包括利益計算書(累計)	少数株主損益調整前四半期純利益 → 四半期純利益		
	少数株主に係る四半期包括利益 → 非支配株主に係る四半期包括利益		

■通期(2016年10月期)連結業績予想

(単位:百万円)	第52期通期予想
売上高	143,200 (7.4)
営業利益	14,630(△10.1)
経常利益	14,100(△12.8)
親会社株主に帰属する当期純利益	8,550(△10.5)
1株当たり当期純利益	241.94円

括弧内の数字は前年同期増減率(%)

連結貸借対照表

	第51期 第2四半期末 (2015.4.30)	第51期末 (2015.10.31)	第52期 第2四半期末 (2016.4.30)
(単位:百万円)			
資産の部			
流動資産			
現金及び預金	35,362	35,900	36,609
受取手形及び売掛金	33,851	37,251	39,794
有価証券	350	350	200
商品及び製品	836	672	912
未成工事支出金	36	—	25
原材料及び貯蔵品	260	272	387
建設機材	7,482	8,214	9,424
未収消費税等	84	—	11
繰延税金資産	699	610	704
その他	486	623	742
貸倒引当金	△ 229	△ 701	△ 743
流動資産合計	79,221	83,195	88,068
固定資産			
有形固定資産			
レンタル用資産	161,333	164,914	185,487
減価償却累計額	△ 89,354	△ 97,573	△ 109,053
レンタル用資産(純額)	71,979	67,341	76,434
建物及び構築物	23,839	25,840	30,579
減価償却累計額	△ 15,904	△ 16,275	△ 18,393
建物及び構築物(純額)	7,935	9,564	12,185
機械装置及び運搬具	5,547	5,714	6,888
減価償却累計額	△ 4,857	△ 4,965	△ 5,853
機械装置及び運搬具(純額)	690	749	1,035
土地	31,805	32,354	35,139
その他	2,366	2,539	1,960
減価償却累計額	△ 1,066	△ 1,112	△ 1,296
その他(純額)	1,299	1,426	663
有形固定資産合計	113,710	111,436	125,459
無形固定資産			
のれん	54	—	711
その他	200	316	384
無形固定資産合計	255	316	1,096
投資その他の資産			
投資有価証券	6,974	6,317	6,236
繰延税金資産	285	285	378
その他	1,894	2,008	2,379
貸倒引当金	△ 530	△ 528	△ 576
投資損失引当金	△ 110	△ 110	△ 219
投資その他の資産合計	8,513	7,972	8,197
固定資産合計	122,479	119,724	134,753
資産合計	201,700	202,919	222,821

	第51期 第2四半期末 (2015.4.30)	第51期末 (2015.10.31)	第52期 第2四半期末 (2016.4.30)
(単位:百万円)			
負債の部			
流動負債			
支払手形及び買掛金	23,598	27,775	29,558
短期借入金	627	727	2,209
1年内償還予定の社債	—	—	80
1年内返済予定の長期借入金	12,668	12,550	14,041
リース債務	1,622	1,585	1,500
未払法人税等	4,065	3,711	3,171
賞与引当金	1,005	856	1,118
未払金	18,096	19,233	21,138
その他	2,122	3,093	2,474
流動負債合計	63,807	69,534	75,292
固定負債			
社債	—	—	10
長期借入金	20,001	19,614	24,271
リース債務	2,048	1,831	2,808
長期未払金	42,973	39,254	41,167
役員退職慰労引当金	—	—	87
退職給付に係る負債	21	—	248
資産除去債務	244	317	370
その他	542	368	250
固定負債合計	65,831	61,387	69,215
負債合計	129,638	130,921	144,508
純資産の部			
株主資本			
資本金	13,652	13,652	13,652
資本剰余金	14,916	14,916	14,916
利益剰余金	38,667	41,156	45,416
自己株式	△ 56	△ 2,128	△ 2,129
株主資本合計	67,180	67,597	71,857
その他の包括利益累計額			
その他有価証券評価差額金	2,445	1,948	1,818
繰延ヘッジ損益	—	△ 0	0
為替換算調整勘定	35	43	112
その他の包括利益累計額合計	2,481	1,991	1,930
非支配株主持分	2,400	2,409	4,524
純資産合計	72,062	71,998	78,313
負債純資産合計	201,700	202,919	222,821

連結損益計算書

	第51期第2四半期 (2014.11.1~ 2015.4.30)	第51期 (2014.11.1~ 2015.10.31)	第52期第2四半期 (2015.11.1~ 2016.4.30)
(単位:百万円)			
売上高	68,307	133,292	68,642
売上原価	45,746	91,886	47,388
売上総利益	22,561	41,405	21,254
販売費及び一般管理費	11,908	25,134	12,649
営業利益	10,652	16,270	8,605
営業外収益			
受取利息	4	8	4
受取配当金	27	111	68
受取保険金	16	42	15
受取賃貸料	35	65	32
受取報奨金	23	26	9
為替差益	143	96	—
貸倒引当金戻入額	—	4	18
その他	106	225	85
営業外収益合計	357	581	234
営業外費用			
支払利息	260	461	160
手形売却損	10	18	7
為替差損	—	—	198
投資損失引当金繰入額	—	—	109
その他	83	208	116
営業外費用合計	354	688	592
経常利益	10,655	16,164	8,246
特別利益			
固定資産売却益	7	12	8
補助金収入	3	12	3
投資有価証券売却益	—	307	—
関係会社株式売却益	—	68	—
受取損害賠償金	118	118	—
段階取得に係る差益	—	—	14
特別利益合計	128	519	26
特別損失			
減損損失	—	171	—
固定資産除売却損	49	157	27
投資有価証券評価損	—	87	—
関係会社株式評価損	—	—	49
特別損失合計	49	416	77
税金等調整前四半期純利益	10,735	16,266	8,195
法人税、住民税及び事業税	3,979	6,318	2,940
法人税等調整額	△ 34	98	15
法人税等合計	3,945	6,416	2,956
四半期純利益	6,790	9,850	5,239
非支配株主に帰属する四半期純利益	262	292	271
親会社株主に帰属する四半期純利益	6,528	9,557	4,967

連結包括利益計算書

	第51期第2四半期 (2014.11.1~ 2015.4.30)	第51期 (2014.11.1~ 2015.10.31)	第52期第2四半期 (2015.11.1~ 2016.4.30)
(単位:百万円)			
四半期純利益	6,790	9,850	5,239
その他の包括利益			
その他有価証券評価差額金	467	△ 29	△ 129
繰延ヘッジ損益	—	△ 0	0
為替換算調整勘定	25	25	68
その他の包括利益合計	493	△ 4	△ 60
四半期包括利益	7,283	9,845	5,178
(内訳)			
親会社株主に係る四半期包括利益	7,017	9,556	4,907
非支配株主に係る四半期包括利益	266	289	271

連結キャッシュ・フロー計算書

	第51期第2四半期 (2014.11.1~ 2015.4.30)	第51期 (2014.11.1~ 2015.10.31)	第52期第2四半期 (2015.11.1~ 2016.4.30)
(単位:百万円)			
営業活動によるキャッシュ・フロー	17,596	33,509	16,666
投資活動によるキャッシュ・フロー	△ 1,842	△ 4,488	△ 7,173
財務活動によるキャッシュ・フロー	△ 12,051	△ 24,857	△ 9,200
現金及び現金同等物に係る換算差額	9	5	27
現金及び現金同等物の増減額(△は減少)	3,712	4,169	319
現金及び現金同等物の期首残高	31,980	31,980	36,150
現金及び現金同等物の四半期末残高	35,692	36,150	36,469

[Management Environment]

During the first two quarters of Kanamoto's current consolidated fiscal year, the business environment maintained a modest recovery trend, supported by the continuation of the government's current economic and monetary policy measures. Conditions continued to warrant vigilance, however, in the wake of changes such as the economic slowdown in newly developing countries and resource-producing nations and a decline in corporate earnings at export-oriented manufacturers that was caused by appreciation of the yen.

[Second Quarter Consolidated Operating Results]

In the construction industry related to the Kanamoto Group, overall private sector construction investment remained brisk. Nevertheless, while ongoing construction demand can be anticipated for disaster restoration and projects such as the Tokyo Olympics, the management environment continues to be challenging, and on the whole the tendency to postpone public sector expenditures for activities such as regional infrastructure maintenance is projected to continue. Given such circumstances, the Kanamoto Group continued to push ahead with key initiatives based on the various measures in its Medium-term Management Plan (fiscal 2014 - fiscal 2016). Together with expanding its base in the Tokyo metropolitan area and other locations where public sector demand is concentrated, the Company took steps to broaden and strengthen its domestic base of operations, including the conversion of Nishiken Co., Ltd. (Kurume City, Fukuoka Prefecture), the largest construction equipment rental firm in the Kyushu Region, into a subsidiary in March 2016.

As a result, consolidated net sales for the interim period were ¥68,642 million, up 0.5% compared with the same period of the previous consolidated fiscal year. From an earnings perspective, the Company is continuously undertaking investments in rental equipment to pursue its regional strategy aimed at expanding and strengthening its base of operations, and income reflected the impact of the increased burden for depreciation and amortization. As a result, operating income decreased 19.2% from the same period of the

prior consolidated fiscal year to ¥8,605 million, ordinary income decreased 22.6% year-on-year to ¥8,246 million, and profit attributable to owners of the parent fell 23.9% from the same period one year earlier to ¥4,967 million.

To support disaster recovery activities following the earthquake that struck Kumamoto City and the surrounding area in Kumamoto Prefecture on April 16, 2016, the Kanamoto Group has established a Kyushu Regional Disaster Response Headquarters within the head office of Nishiken Co., Ltd., and will devote its full capabilities to support restoration in the region, including strengthening cooperation with Group firms and effective allocation of the management resources of each Group company.

[Segment Information]

Business related to the Construction Equipment Rental Division

In the construction-related business that is Kanamoto's core business, construction demand was brisk in regions such as Tohoku and the Tokyo metropolitan area, primarily for recovery and restoration in the Tohoku Region and infrastructure refurbishment ahead of the Tokyo Olympics. In other regions, however, the operating climate grew more severe. Public works were put off as execution of the third supplementary budget was delayed and because worksites continue to contend with a shortage of human resources, and demand for construction equipment rentals during the interim declined more than the Company's assumption.

Used construction equipment sales slipped 3.1% from the corresponding period of the prior consolidated fiscal year, as Kanamoto restricted sales in line with its initial period plan in order to maintain the proper composition of rental assets in the Company's portfolio.

As a result of the above factors, interim period net sales for Kanamoto's construction-related businesses rose 0.5% from the same period of the prior consolidated fiscal year to ¥64,311 million, and operating income fell 20.3% year-on-year to ¥8,249 million.

Consolidated Operating Results

(Millions of yen; % change from prior year)

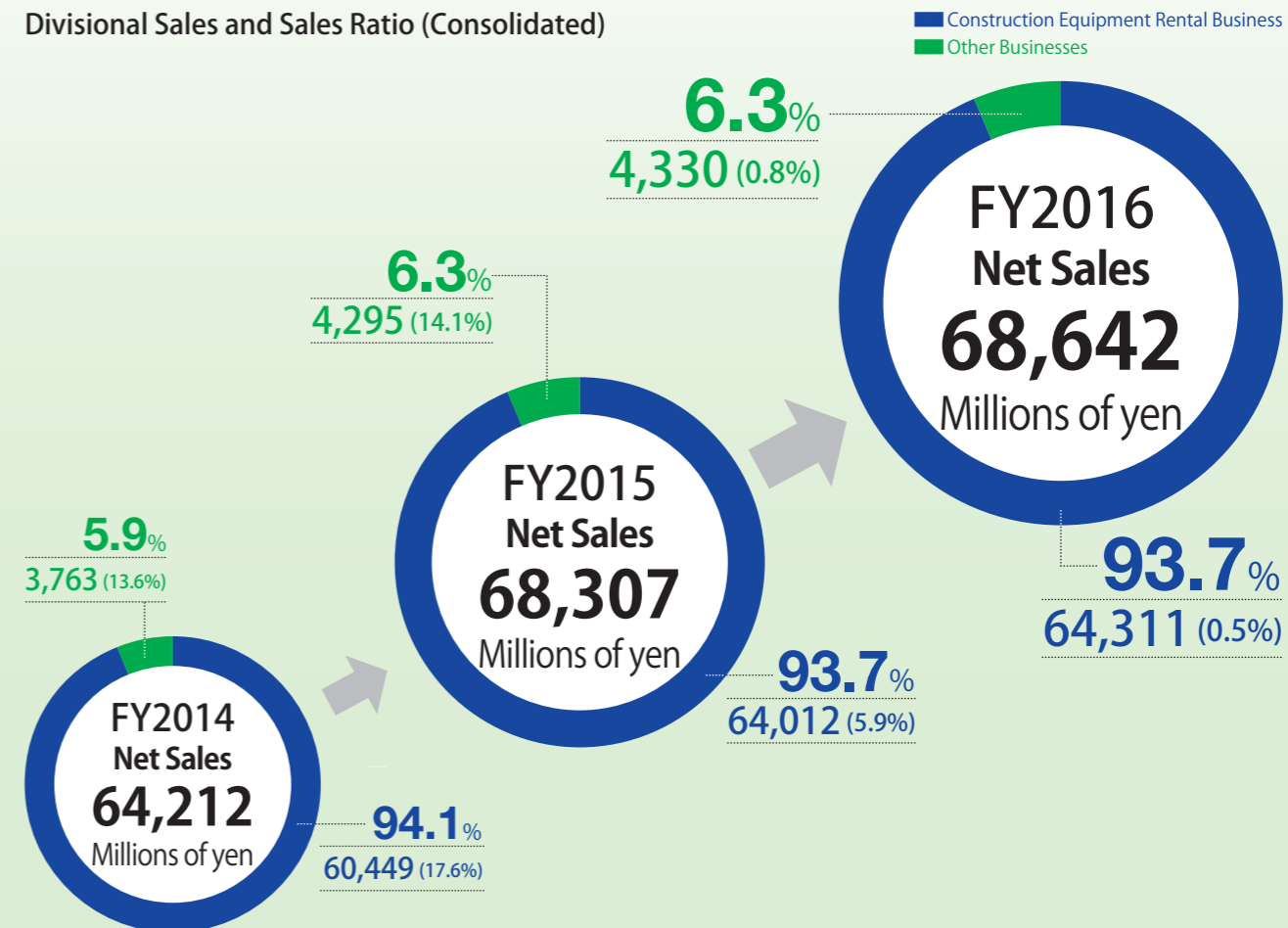
	Fiscal Year Ended October 31, 2015: Second Quarter	Fiscal Year Ending October 31, 2016: Second Quarter
Net Sales	68,307 (6.4)	68,642 (0.5)
Operating Income	10,652 (5.8)	8,605 (-19.2)
Ordinary Income	10,655 (8.1)	8,246 (-22.6)
Profit attributable to owners of parent	6,528 (15.5)	4,967 (-23.9)
Basic earnings per share	¥ 181.14	¥ 140.57

Divisional Sales (Consolidated)

(Millions of yen; % change from prior year)

	Fiscal Year Ended October 31, 2015: Second Quarter	Fiscal Year Ending October 31, 2016: Second Quarter
Construction Equipment Rental Business	64,012 (5.9)	64,311 (0.5)
Other Businesses	4,295 (14.1)	4,330 (0.8)
Total	68,307 (6.4)	68,642 (0.5)

Divisional Sales and Sales Ratio (Consolidated)



Other Businesses

In the Company's other businesses, both steel products-related sales and sales in the information and telecommunications-related division were steady. Net sales rose 0.8% from the same period of the prior consolidated fiscal year to ¥4,330 million, and operating income increased 28.7% year-on-year to ¥153 million.

[Change in number of branches]

The Company opened two new branches, the Kumagaya Branch (Kumagaya City, Saitama Prefecture) and the Okegawa-Kitamoto Branch (Kitamoto City, Saitama Prefecture) during its interim consolidated accounting period. The Company did not close any branches. Beginning from the interim period of the current consolidated fiscal year, Kanamoto will include Nishiken Co., Ltd. in the scope of consolidation as announced on March 14, 2016.

The Company has changed its presentation method for the following classifications beginning from the first quarter consolidated accounting period, and to reflect these changes in presentation the quarterly consolidated financial statements for the second quarter of the fiscal year ended October 31, 2015 have been restated to reflect a consistent presentation format.

Consolidated Balance Sheets

Minority interests → Non-controlling interests

Consolidated Statements of Income (total)

Income before minority interests → Profit
Minority interests in income → Profit attributable to non-controlling interests
Net income → Profit attributable to owners of parent

Consolidated Statements of Comprehensive Income (total)

Income before minority interests → Profit
Comprehensive income attributable to minority interests → Comprehensive income attributable to non-controlling interests

Projected Consolidated Operating Results for the Fiscal Year Ending October 2016

(Millions of yen; % change from prior year)

	Consolidated full-year projection
Net Sales	143,200 (7.4)
Operating income	14,630 (-10.1)
Ordinary income	14,100 (-12.8)
Profit attributable to owners of parent	8,550 (-10.5)
Basic earnings per share	¥ 241.94

Interim Consolidated Balance Sheets

Assets	Prior consolidated fiscal year interim period (As of April 30, 2015)	Prior consolidated fiscal year (As of October 31, 2015)	Current consolidated fiscal year interim period (As of April 30, 2016)	
	Millions of yen	Millions of yen	Millions of yen	Thousands of U.S. dollars (Note)
Assets				
Current assets				
Cash and deposits	¥ 35,362	¥ 35,900	¥ 36,609	\$ 333,570
Notes and accounts receivable - trade	33,851	37,251	39,794	362,592
Securities	350	350	200	1,822
Merchandise and finished goods	836	672	912	8,312
Costs on uncompleted construction contracts	36	-	25	230
Raw materials and supplies	260	272	387	3,532
Rental materials	7,482	8,214	9,424	85,871
Consumption taxes receivable	84	-	11	101
Deferred tax assets	699	610	704	6,418
Other	486	623	742	6,764
Allowance for doubtful accounts	(229)	(701)	(743)	(6,774)
Total current assets	79,221	83,195	88,068	802,443
Non-current assets				
Property, plant and equipment				
Rental equipment	161,333	164,914	185,487	1,690,095
Accumulated depreciation	(89,354)	(97,573)	(109,053)	(993,649)
Rental equipment, net	71,979	67,341	76,434	696,445
Buildings and structures	23,839	25,840	30,579	278,625
Accumulated depreciation	(15,904)	(16,275)	(18,393)	(167,596)
Buildings and structures, net	7,935	9,564	12,185	111,028
Machinery, equipment and vehicles	5,547	5,714	6,888	62,766
Accumulated depreciation	(4,857)	(4,965)	(5,853)	(53,331)
Machinery, equipment and vehicles, net	690	749	1,035	9,435
Land	31,805	32,354	35,139	320,178
Other	2,366	2,539	1,960	17,864
Accumulated depreciation	(1,066)	(1,112)	(1,296)	(11,814)
Other, net	1,299	1,426	663	6,049
Total property, plant and equipment	113,710	111,436	125,459	1,143,137
Intangible assets				
Goodwill	54	-	711	6,482
Other	200	316	384	3,506
Total intangible assets	255	316	1,096	9,988
Investments and other assets				
Investment securities	6,974	6,317	6,236	56,820
Deferred tax assets	285	285	378	3,446
Other	1,894	2,008	2,379	21,684
Allowance for doubtful accounts	(530)	(528)	(576)	(5,252)
Allowance for investment loss	(110)	(110)	(219)	(2,003)
Total investments and other assets	8,513	7,972	8,197	74,695
Total non-current assets	122,479	119,724	134,753	1,227,821
Total assets	¥ 201,700	¥ 202,919	¥ 222,821	\$ 2,030,265

Liabilities and Net Assets	Prior consolidated fiscal year interim period (As of April 30, 2015)	Prior consolidated fiscal year (As of October 31, 2015)	Current consolidated fiscal year interim period (As of April 30, 2016)	
	Millions of yen	Millions of yen	Millions of yen	Thousands of U.S. dollars (Note)
Liabilities				
Current liabilities				
Notes and accounts payable - trade	¥ 23,598	¥ 27,775	¥ 29,558	\$ 269,325
Short-term loans payable	627	727	2,209	20,130
Current portion of bonds	-	-	80	728
Current portion of long-term loans payable	12,668	12,550	14,041	127,943
Lease obligations	1,622	1,585	1,500	13,669
Income taxes payable	4,065	3,711	3,171	28,897
Provision for bonuses	1,005	856	1,118	10,188
Accounts payable - other	18,096	19,233	21,138	192,606
Other	2,122	3,093	2,474	22,548
Total current liabilities	63,807	69,534	75,292	686,038
Non-current liabilities				
Bonds payable	-	-	10	91
Long-term loans payable	20,001	19,614	24,271	221,156
Long-term lease obligations	2,048	1,831	2,808	25,590
Long-term accounts payable - other	42,973	39,254	41,167	375,101
Provision for directors' retirement benefits	-	-	87	801
Net defined benefit liability	21	-	248	2,267
Asset retirement obligations	244	317	370	3,376
Other	542	368	250	2,280
Total non-current liabilities	65,831	61,387	69,215	630,665
Total liabilities	129,638	130,921	144,508	1,316,703
Net assets				
Shareholders' equity				
Capital stock	13,652	13,652	13,652	124,400
Capital surplus	14,916	14,916	14,916	135,917
Retained earnings	38,667	41,156	45,416	413,821
Treasury shares	(56)	(2,128)	(2,129)	(19,399)
Total shareholders' equity	67,180	67,597	71,857	654,740
Accumulated other comprehensive income				
Valuation difference on available-for-sale securities	2,445	1,948	1,818	16,570
Deferred gains or losses on hedges	-	(0)	0	0
Foreign currency translation adjustment	35	43	112	1,023
Total accumulated other comprehensive income	2,481	1,991	1,930	17,594
Non-controlling interests	2,400	2,409	4,524	41,227
Total net assets	72,062	71,998	78,313	713,562
Total liabilities and net assets	¥ 201,700	¥ 202,919	¥ 222,821	\$ 2,030,265

Note: U.S. dollar amounts have been converted from yen for convenience only, at the rate ¥109.75=US\$1, the approximate exchange rate on April 28, 2016.

Interim Consolidated Statements of Income

	Prior consolidated fiscal year interim period (From November 1, 2014 to April 30, 2015)	Prior consolidated fiscal year (From November 1, 2014 to October 31, 2015)	Current consolidated fiscal year interim period (From November 1, 2015 to April 30, 2016)	
	Millions of yen	Millions of yen	Millions of yen	Thousands of U.S. dollars (Note)
Net sales	¥ 68,307	¥ 133,292	¥ 68,642	\$ 625,444
Cost of sales	45,746	91,886	47,388	431,782
Gross profit	22,561	41,405	21,254	193,662
Selling, general and administrative expenses	11,908	25,134	12,649	115,256
Operating income	10,652	16,270	8,605	78,405
Non-operating income				
Interest income	4	8	4	42
Dividend income	27	111	68	623
Insurance income	16	42	15	137
Rent income	35	65	32	297
A receipt bonus	23	26	9	89
Foreign exchange gains	143	96	–	–
Reversal of allowance for doubtful accounts	–	4	18	166
Other	106	225	85	778
Total non-operating income	357	581	234	2,133
Non-operating expenses				
Interest expenses	260	461	160	1,460
Loss on sales of notes payable	10	18	7	66
Foreign exchange losses	–	–	198	1,809
Provision of allowance for investment loss	–	–	109	1,000
Other	83	208	116	1,062
Total non-operating expenses	354	688	592	5,399
Ordinary income	10,655	16,164	8,246	75,140
Extraordinary income				
Gain on sales of non-current assets	7	12	8	75
Subsidy income	3	12	3	27
Gain on sales of investment securities	–	307	–	–
Gain on sales of shares of subsidiaries and associates	–	68	–	–
Compensation income for damage	118	118	–	–
Gain on step acquisitions	–	–	14	135
Total extraordinary income	128	519	26	238
Extraordinary losses				
Impairment loss	–	171	–	–
Loss on sales and retirement of non-current assets	49	157	27	246
Loss on valuation of investment securities	–	87	–	–
Loss on valuation of shares of subsidiaries and associates	–	–	49	455
Total extraordinary losses	49	416	77	702
Income before income taxes and minority interests	10,735	16,266	8,195	74,676
Income taxes - current	3,979	6,318	2,940	26,796
Income taxes - deferred	(34)	98	15	139
Total income taxes	3,945	6,416	2,956	26,936
Profit	6,790	9,850	5,239	47,740
Profit attributable to non-controlling interests	262	292	271	2,478
Profit attributable to owners of parent	¥ 6,528	¥ 9,557	¥ 4,967	\$ 45,262

Note: U.S. dollar amounts have been converted from yen for convenience only, at the rate ¥109.75=US\$1, the approximate exchange rate on April 28, 2016.

Interim Consolidated Statements of Comprehensive Income

	Prior consolidated fiscal year interim period (From November 1, 2014 to April 30, 2015)	Prior consolidated fiscal year (From November 1, 2014 to October 31, 2015)	Current consolidated fiscal year interim period (From November 1, 2015 to April 30, 2016)	
	Millions of yen	Millions of yen	Millions of yen	Thousands of U.S. dollars (Note)
Profit	¥ 6,790	¥ 9,850	¥ 5,239	\$ 47,740
Other comprehensive income				
Valuation difference on available-for-sale securities	467	(29)	(129)	(1,181)
Deferred gains or losses on hedges	–	(0)	0	2
Foreign currency translation adjustment	25	25	68	627
Total other comprehensive income	493	(4)	(60)	(551)
Comprehensive income	7,283	9,845	5,178	47,188
Comprehensive income attributable to				
Comprehensive income attributable to owners of parent	7,017	9,556	4,907	44,712
Comprehensive income attributable to non-controlling interests	¥ 266	¥ 289	¥ 271	\$ 2,475

Note: U.S. dollar amounts have been converted from yen for convenience only, at the rate ¥109.75=US\$1, the approximate exchange rate on April 28, 2016.

Interim Consolidated Statements of Cash Flows

	Prior consolidated fiscal year interim period (From November 1, 2014 to April 30, 2015)	Prior consolidated fiscal year (From November 1, 2014 to October 31, 2015)	Current consolidated fiscal year interim period (From November 1, 2015 to April 30, 2016)	
	Millions of yen	Millions of yen	Millions of yen	Thousands of U.S. dollars (Note)
Net cash provided by (used in) operating activities	¥ 17,596	¥ 33,509	¥ 16,666	\$ 151,856
Net cash provided by (used in) investing activities	(1,842)	(4,488)	(7,173)	(65,364)
Net cash provided by (used in) financing activities	(12,051)	(24,857)	(9,200)	(83,835)
Effect of exchange rate change on cash and cash equivalents	9	5	27	251
Net increase (decrease) in cash and cash equivalents	3,712	4,169	319	2,908
Cash and cash equivalents at beginning of period	31,980	31,980	36,150	329,386
Cash and cash equivalents at end of period	¥ 35,692	¥ 36,150	¥ 36,469	\$ 332,294

Note: U.S. dollar amounts have been converted from yen for convenience only, at the rate ¥109.75=US\$1, the approximate exchange rate on April 28, 2016.

	1Q	2Q	3Q
ラジオNIKKEI 8都市IRセミナー in 大阪に参加	Participated in Radio NIKKEI 8 City IR Seminar in Osaka		
名岐エンジニアリング株式会社および東友エンジニアリング株式会社との業務提携について発表	Released Announcement Concerning Establishment of Business Alliances with MEIGI ENGS. and TOYU ENGINEERING CO., LTD		
第51期 (2015年10月期) 決算発表、機関投資家向け説明会・1on1を実施	Released Financial Statements Bulletin for the 51st Business Period (Fiscal Year ended October 31, 2015) and held briefings and 1-on-1 meetings for institutional investors		
野村IR資産運用フェア2015に出展 (ベルサール渋谷ガーデン)	Exhibited at Nomura IR Investment Asset Management Fair 2015 (Bellesalle Shibuya Garden)		
剰余金の配当について発表	Released Announcement Concerning Dividends from Surplus		
熊谷営業所 (埼玉県熊谷市) を開設	Established Kumagaya Branch (Kumagaya City, Saitama Prefecture)		
株式会社ニシケンとの資本業務提携契約書の締結および子会社化について発表	Released Announcement Concerning Conclusion of a Capital and Business Alliance Agreement with Nishiken Co., Ltd. and Conversion of Nishiken to a Kanamoto Subsidiary		
第51回定時株主総会を開催	Held 51st Regular General Meeting of the Shareholders		
ラジオNIKKEI 8都市IRセミナー in 名古屋に参加	Participated in Radio NIKKEI 8 City IR seminar in Nagoya		
郡山営業所 (福島県郡山市) をリニューアルオープン	Renewal Grand Opening of Koriyama Branch (Koriyama City, Fukushima Prefecture)		
第52期 (2016年10月期) 第1四半期決算発表	Released First Quarter Consolidated Financial Report for the 52nd Business Period (Fiscal Year Ending October 2016)		
フィリピンの現地法人が営業を開始	Commenced business operations at overseas affiliate in the Philippines		
入社式・新入社員研修を実施 (今年度の新入社員は84名)	Held initiation ceremony and new employee training (84 new employees for current fiscal year)		
個人投資家向け会社説明会を主催 (野村證券富山支店・金沢支店)	Held company briefings for individual investors (Nomura Securities Co., Ltd. Toyama Branch and Kanazawa Branch)		
桶川北本営業所 (埼玉県北本市) を開設	Established Okegawa Kitamoto Branch (Kitamoto City, Saitama Prefecture)		
ラジオNIKKEI 9都市IRセミナー in 那覇に参加	Participated in Radio NIKKEI 9 City IR Seminar in Naha		
熊本県熊本地方で発生した地震の影響と対応について発表	Released Announcement Concerning Effects of Kumamoto Earthquake that occurred in Kumamoto Prefecture and Kanamoto's Response		
気仙沼営業所 (宮城県気仙沼市) をリニューアルオープン	Renewal Grand Opening of Kesenuma Branch (Kesenuma City, Miyagi Prefecture)		
札幌証券取引所、東京証券取引所共催 お金のセミナー&会社説明会に参加	Participated in Money Seminar and Company Introduction co-sponsored by the Sapporo Securities Exchange and Tokyo Stock Exchange		
サンクスフェア2016がスタート	Began Customer Thanks Fair 2016		
中讃営業所 (香川県善通寺市) を開設	Established Chusan Branch (Zentsuji City, Kagawa Prefecture)		
新庄営業所 (山形県新庄市) を開設	Established Shinjo Branch (Shinjo City, Yamagata Prefecture)		
ラジオNIKKEI 9都市IRセミナー in 長野に参加	Participated in Radio NIKKEI 9 City IR Seminar in Nagano		
中間配当 (1株あたり15円) を取締役会で決議	Resolved interim dividend (15 yen per share) at Board of Directors		
第52期 (2016年10月期) 第2四半期決算発表、機関投資家向け説明会・1on1を実施	Released Six-month Consolidated Financial Report for the 52nd Business Period (Fiscal Year ending October 31, 2016) and held briefings and 1-on-1 meetings for institutional investors		
山梨南営業所 (山梨県南巨摩郡) を開設	Established Yamanashi-Minami Branch (Minamikoma-gun, Yamanashi Prefecture)		
ラジオNIKKEI 9都市IRセミナー in 札幌に参加	Participated in Radio NIKKEI 9 City IR Seminar in Sapporo		
ラジオNIKKEI 9都市IRセミナー in 高松に参加	Participated in Radio NIKKEI 9 City IR Seminar in Takamatsu		
道新・UHB花火大会に協賛	Supported the Doshin-UHB fireworks festival		

取締役

- 金本 寛中*
代表取締役社長
- 金本 哲男
副社長執行役員
営業統括本部長
レンタル事業部長
- 卯辰 伸人
専務執行役員
経理部長
情報システム部管掌
事務センター管掌
- 成田 仁志*
業務部長
- 平田 政一*
レンタル事業部副事業部長
特販部長
品質保証室長
- 北方 敬一*
レンタル事業部部長
- 磯野 浩之*
総務部長
社長室長
- 金本 龍男*
レンタル事業部副事業部長
レンタル事業部北海道地区統括部長
レンタル事業部関東信越地区統括部長
鉄鋼事業部管掌
- 長崎 学*
レンタル事業部
九州地区担当役員
- 麻野 裕一*
債権管理部長
- 棕梨 直樹*
海外事業部長
- 橋口 和典*
情報機器事業部管掌
事業開発室長
イベント営業部管掌
ニュープロダクツ室管掌
- 益子 哲郎
社外取締役
- 野上 善弘
社外取締役
- 米川 元樹
社外取締役

Directors

- Kanchu Kanamoto***
President and CEO
- Tetsuo Kanamoto**
Senior Vice President and Corporate Officer
Executive Division Manager,
Business Coordination Headquarters
- Nobuhito Utatsu**
Senior Executive Corporate Officer
Division Manager, Accounting Division
General Manager, Information Systems Division
General Manager, Bill Collection Center
- Hitoshi Narita***
Division Manager, Business Administration
Division
- Masakazu Hirata***
Deputy Division Manager, Construction
Equipment Rental Division
Division Manager, Used Products Sales Division
Manager, Quality Assurance Office
- Keiichi Kitakata***
Division Manager, Construction Equipment
Rental Division
- Hiroyuki Isono***
Division Manager, Administration Division
General Manager, Office of the President
- Tatsuo Kanamoto***
Deputy Division Manager, Construction
Equipment Rental Division
Regional Manager, Hokkaido Region
Construction Equipment Rental Division
Regional Manager Kanto & Shinetsu Region
Construction Equipment Rental Division
General Manager, Steel Sales Division
- Manabu Nagasaki***
Director in charge of Kyushu Region,
Construction Equipment Rental Division
- Yuichi Asano***
Division Manager, Credit Management Division
- Naoki Mukunashi***
Division Manager, Overseas Business Division
- Kazunori Hashiguchi***
Division Manager, Information Products Division
Manager, Market Development Office
Manager, Event Marketing Division
Manager, New Products Office
- Tetsuro Masuko**
Outside Director
- Yoshihiro Nogami**
Outside Director
- Motoki Yonekawa**
Outside Director

監査役

- 金本 栄中
常勤監査役
- 横田 直之
常勤監査役
- 橋本 昭夫
社外監査役
- 辻 清宏
社外監査役
- 直井 院
社外監査役
- 曾我 浩司
社外監査役

Auditors

- Eichu Kanamoto**
Standing Corporate Auditor
- Naoyuki Yokota**
Standing Corporate Auditor
- Akio Hashimoto**
Outside Corporate Auditor
- Kiyohiro Tsuji**
Outside Corporate Auditor
- Akira Naoi**
Outside Corporate Auditor
- Koji Soga**
Outside Corporate Auditor

執行役員

- 熊谷 浩
情報システム部長
- 問谷 悟
レンタル事業部部長
- 北川 健
海外事業部
[金本(香港)有限公司 総経理]

Corporate Officers

- Hiroshi Kumagai**
Division Manager, Information System
Division
- Satoru Toiya**
Regional Manager, Construction Equipment
Rental Division
- Ken Kitagawa**
Overseas Business Office
[CEO, KANAMOTO (HK) CO., LTD.]

(注1) *印の取締役は、執行役員を兼任しております。
 (注2) 役職名は当社におけるもののみを記載しており、一部兼務役職を省略しております。
 (注3) 取締役棕梨直樹及び取締役橋口和典は営業統括本部長補佐を兼務しております。

1. Asterisk indicates directors who hold the additional post of corporate officer.
 2. Only the position titles at Kanamoto are shown, and official positions being performed concurrently have been omitted.
 3. Director Naoki Mukunashi and Director Kazunori Hashiguchi are serving concurrently as Assistant to General Manager, Business Coordination Headquarters.



商号

株式会社 **カナモト**

本社

〒060-0041 北海道札幌市中央区大通東3丁目1番地19

営業統括本部

〒105-0012 東京都港区芝大門1丁目7番地7

設立

1964 (昭和39) 年10月28日

資本金

136億52百万円 (払込済資本金)

連結売上高

1,332億92百万円 (2015年10月期)

連結従業員数

2,465名 (役員、嘱託、臨時社員を除く)

事業内容

建設機械器具のレンタル
鉄鋼製品の販売
エンジニアリングワークステーションおよび周辺機器のレンタル

Company Name

kanamoto co., ltd.

Head Office

1-19, Odori Higashi 3-chome, Chuo-ku, Sapporo, Hokkaido
060-0041 Japan

Business Coordination Headquarters

1-7-7, Shiba Daimon, Minato-ku, Tokyo 105-0012 Japan

Established

October 28, 1964

Capitalization

¥13,652 million (Paid-in capital)

Consolidated Net Sales

¥133,292 million (Fiscal year ended October 31, 2015)

Number of Consolidated Employees

2,465 (Excluding directors and temporary or part-time workers)

Principal Businesses

Rental of construction equipment
Sale of steel products
Rental of engineering workstations and computer peripherals

上場取引所

東京証券取引所市場第一部・札幌証券取引所

証券コード

9678

発行済株式総数

36,092千株

事業年度

11月1日から翌年10月31日まで

株主総会

1月中

同総会議決権行使株主確定日

10月31日

中間配当金受領株主確定日

4月30日

期末配当金受領株主確定日

10月31日

公告の掲載

当社ホームページ、日本経済新聞*

*当社公告の掲載につきましては、当社ホームページに掲載いたします。ホームページのURLは下記のとおりです。
<http://www.kanamoto.co.jp> または <https://www.kanamoto.ne.jp>
なお、やむを得ない事由により、ホームページに公告を掲載することができない場合は、日本経済新聞に掲載いたします。

株主名簿管理人及び特別口座の口座管理機関

三菱UFJ信託銀行株式会社

同事務取扱場所

三菱UFJ信託銀行株式会社 証券代行部
〒100-8212 東京都千代田区丸の内1丁目4番5号

同郵便物送付先及び電話照会先

三菱UFJ信託銀行株式会社 証券代行部
〒137-8081 東京都江東区東砂7丁目10番11号
電話 0120-232-711

Listing Exchanges

Tokyo Stock Exchange, First Section
Sapporo Stock Exchange

Stock Code

9678

Common Shares Issued and Outstanding

36,092 thousand

Fiscal year

From November 1 to October 31

Regular General Meeting of the Shareholders

During January

Date of record with respect to voting rights at a Regular General Meeting

October 31

Date of record for distribution of interim dividends

April 30

Date of record for distribution of year-end dividends

October 31

Method of public notice

Kanamoto's website, Nihon Keizai Shimbun*

*Public notices of Kanamoto Co., Ltd. will be released on Kanamoto's website (<http://www.kanamoto.co.jp> and <https://www.kanamoto.ne.jp>). When the Company cannot make electronic notification because of unavoidable reasons, the public notices of the Company will be published in the Nihon Keizai Shimbun.

Transfer agent

Mitsubishi UFJ Trust and Banking Corporation

Administrative Office

Mitsubishi UFJ Trust and Banking Corporation Transfer Agent Division
4-5, Marunouchi 1-chome, Chiyoda-ku, Tokyo 100-8212 Japan

Mailing address and telephone number

Mitsubishi UFJ Trust and Banking Corporation Transfer Agent Division
10-11, Higashisuna 7-chome, Koto-ku, Tokyo 137-8081 Japan
TEL: 0120-232-711



本社
Head Office



営業統括本部
Business Coordination
Headquarters

株価チャート | Share price chart

